


KEF

CELESTE IV

INSTALLATION INSTRUCTIONS



Read the following instructions carefully before connection to your hi-fi system.

If service or advice is required please contact the dealer from whom you purchased the product, quoting the serial number and date of purchase.

Amplifier Requirements

Celeste IV can safely be used for the general reproduction of speech and music with amplifiers and receivers rated at up to 50 watts into 8 ohms (normally equivalent to 75 watts into 4 ohms). Higher powered amplifiers may be used provided that reasonable care is taken and fault conditions are avoided.

For the realistic recreation of a varied musical programme with wide dynamic range a minimum amplifier power of 10 watts per channel into 8 ohms is recommended. Amplifiers intended for other impedances may be used, but the maximum sound level obtainable without distortion may be reduced.

Electrical Connections

Electrical connections in the form of colour coded spring loaded terminals are provided on the input panels at the lower rear of the speakers.

Suitable cables for connections to the amplifier are available from most good audio dealers. 24/0.2mm cable with a rating of 6 amps is suitable for installations up to 25 metres.

Colour coded cable is recommended to assist the checking of phasing. Connect positive (red) and negative (black) terminals to corresponding amplifier terminals on both channels.

Phasing

For stereophonic reproduction it is essential to observe correct polarity (phasing).

Check for correct phasing by facing the loudspeakers toward each other, approximately 30cm apart, and playing a mono signal through both channels. Repeat after reversing the polarity of the leads to one of the loudspeakers. The bass will be much fuller and rounder when the phasing is correct. An organ recording is well suited for this test.

Speaker Location

The tonal quality and clarity of the reproduction, and above all, the sharpness of the stereo image, are determined by the sound that reaches the listener directly, without reflections from walls, floor or ceiling.

The speakers should therefore ideally be stationed 1m from side walls and 50cm from any back wall.

The Celeste IV's are designed to be used on small tables or other non-resonant furniture approximately 30-60cm in height to bring the top of the enclosure slightly above the head of a seated listener. The KEF ULS 40 loudspeaker stands are particularly suitable.

The spacing between the two speakers and the listening distance from the speakers is important. If they are placed too close together, the stereo image will not be developed and there will be little advantage over mono reproduction. When they are too widely spaced, the two halves of the image will not meld and there will be a "hole in the middle". For normal listening spacing should be between 2 and 4 metres depending upon the listening distance and the room size. The listeners' distance from the speakers should be equal to, or greater than the distance between the loudspeakers.

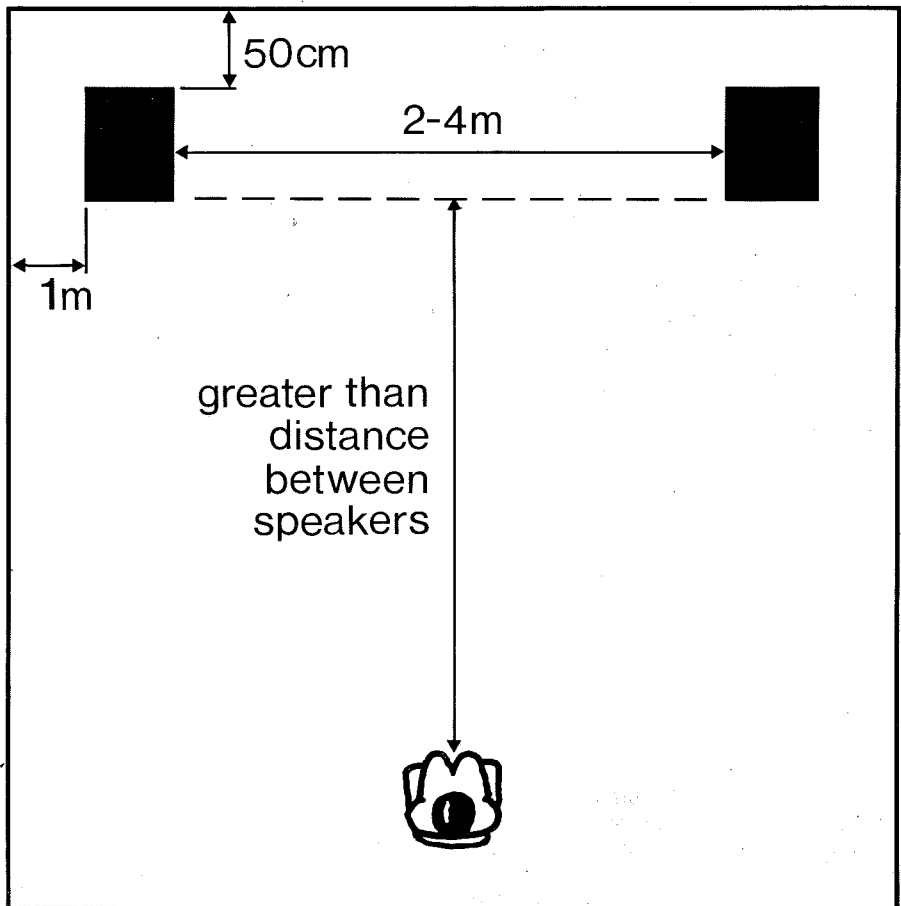
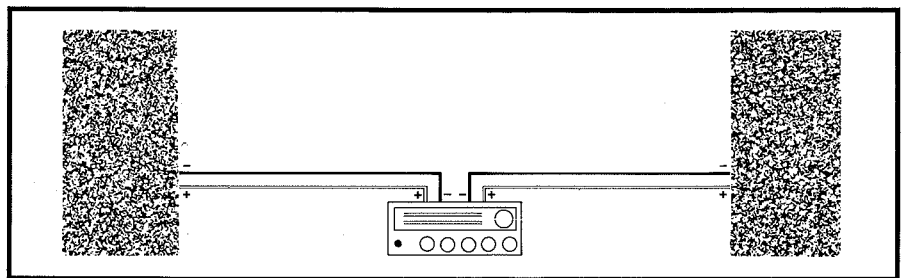
The sharpest stereo image is usually obtained with the loudspeakers angled slightly inwards so that the axes of the high frequency units intersect at the centre of the listening area.

Tests should be made with both music and speech before deciding upon the final locations of the loudspeaker.

Always experiment with speaker placement to find the most pleasing tonal balance before hiding away all connecting cables.

Loudspeaker Fabric

The Celeste IV can be matched to any home décor by simply replacing the fabric sleeve that covers the loudspeaker. Available in seven different colours, these optional sleeves can be obtained from your local dealer. The acoustically transparent material covering the Celeste IV is available not only in the traditional colours black and brown, but also in beige, blue, red, green and grey. The fabric can be replaced in a matter of minutes, enabling the loudspeaker to blend with any home décor.



Specification

Dimensions	508 x 265 x 230mm 20 x 10.4 x 9in
Internal Volume	26 litres
Weight	8.6kg 19lb net each 18.6kg 41lb packed per pair
Nominal Impedance	8 ohms
System Resonance	68Hz
Rated Max Power	50 watts programme
Nominal Freq Range	40-40,000 Hz
Specific Freq Response	+ 3dB 70Hz — 20,000 Hz measured at 1 metre on axis of the HF unit in anechoic conditions
Dividing Freq	3,000 Hz
Amplifier Requirements	10-50 watts per channel into 8 ohms
Room Size	Up to 140 cubic metres (5,000 cu ft)



KEF Electronics Limited Tovil Maidstone ME15 6QP England ☎ 0622 672261

Registered in England No 702392

KEF reserve the right to incorporate developments and amend the specification without prior notice, in line with continuous research and product improvement

Part No. PL226EN01

Printed in England and Published by KEF Electronics Limited